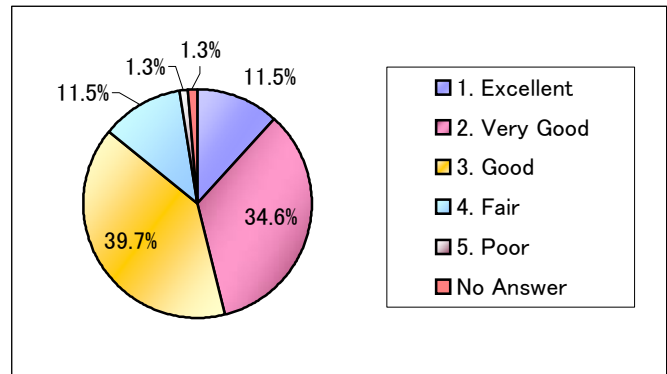


## Questionnaire Result

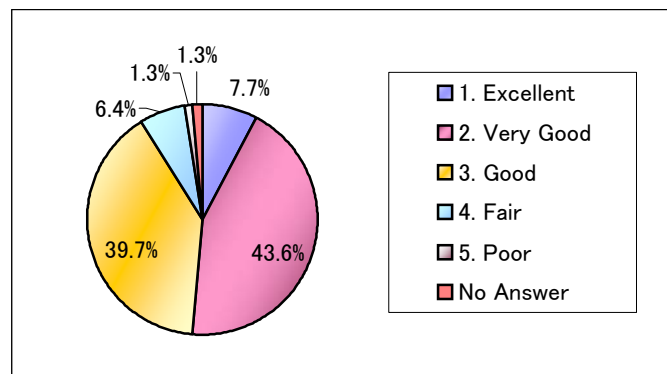
### Q1. Speeches/Presentations

Item	%
1. Excellent	11.5%
2. Very Good	34.6%
3. Good	39.7%
4. Fair	11.5%
5. Poor	1.3%
No Answer	1.3%
<b>Total</b>	<b>100.0%</b>



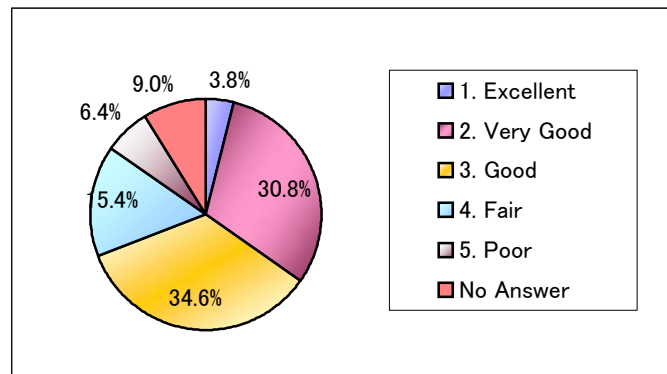
### Q2. Proceedings of the symposium

Item	%
1. Excellent	7.7%
2. Very Good	43.6%
3. Good	39.7%
4. Fair	6.4%
5. Poor	1.3%
No Answer	1.3%
<b>Total</b>	<b>100.0%</b>



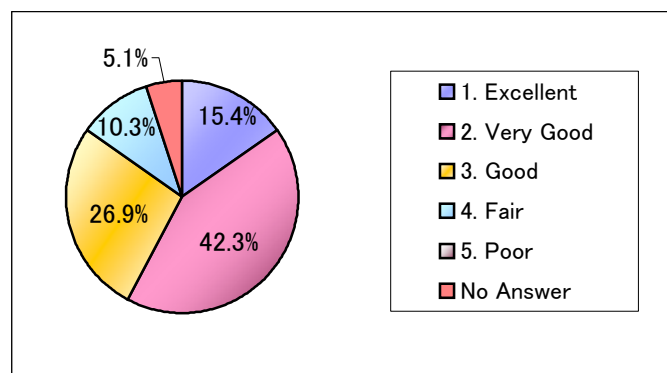
### Q3. Q & A

Item	%
1. Excellent	3.8%
2. Very Good	30.8%
3. Good	34.6%
4. Fair	15.4%
5. Poor	6.4%
No Answer	9.0%
<b>Total</b>	<b>100.0%</b>



### Q4. Logistics such as site arrangement and time schedule

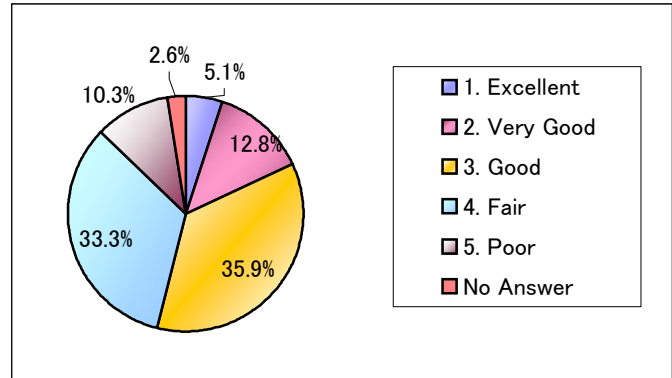
Item	%
1. Excellent	15.4%
2. Very Good	42.3%
3. Good	26.9%
4. Fair	10.3%
5. Poor	0.0%
No Answer	5.1%
<b>Total</b>	<b>100.0%</b>



Questionnaire Result

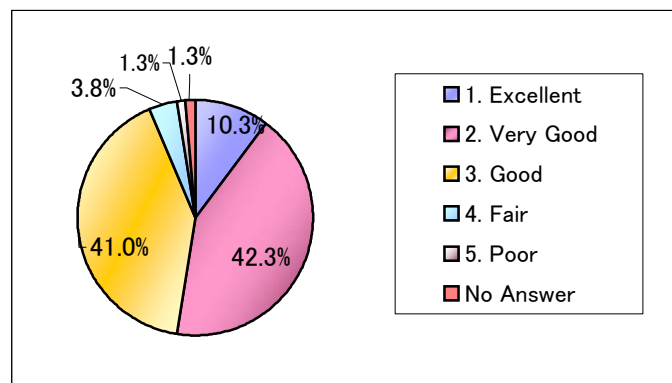
**Q5. Documents distributed**

Item	%
1. Excellent	5.1%
2. Very Good	12.8%
3. Good	35.9%
4. Fair	33.3%
5. Poor	10.3%
No Answer	2.6%
<b>Total</b>	<b>100.0%</b>



**Q6. Announcement of the symposium**

Item	%
1. Excellent	10.3%
2. Very Good	42.3%
3. Good	41.0%
4. Fair	3.8%
5. Poor	1.3%
No Answer	1.3%
<b>Total</b>	<b>100.0%</b>



**Q7. How did you know of the symposium?**

Item	%
From the symposium's official website	14.1%
From PMDA's website	27.3%
From publicity posters	1.0%
From a direct mail	5.1%
From other websites	3.0%
From Advertisement on industry journals	1.0%
Through a friend	8.1%
Recommended by supervisor/colleague	33.3%
Other	7.1%
<b>Total</b>	<b>100.0%</b>