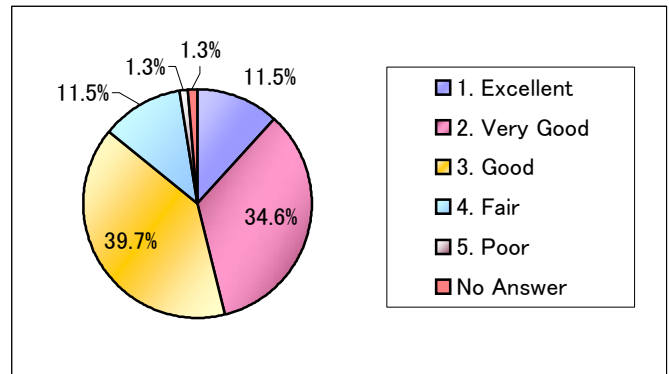


# Questionnaire Result

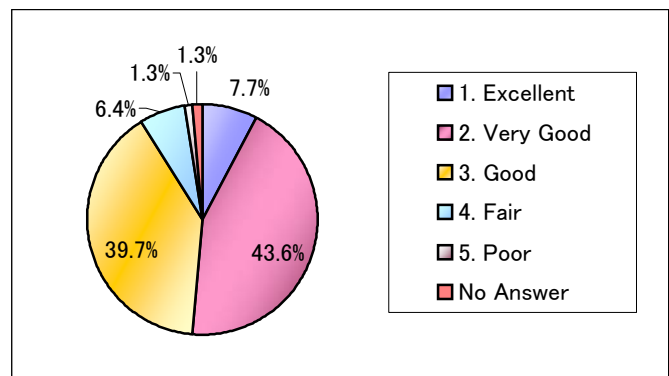
## Q1. 講演内容について

Item	%
1. Excellent	11.5%
2. Very Good	34.6%
3. Good	39.7%
4. Fair	11.5%
5. Poor	1.3%
No Answer	1.3%
Total	100.0%



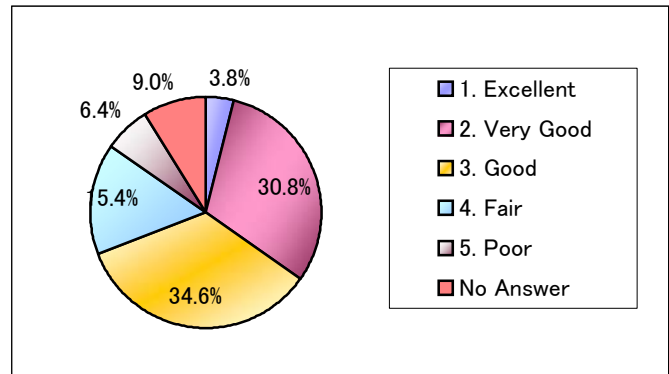
## Q2. 司会進行について

Item	%
1. Excellent	7.7%
2. Very Good	43.6%
3. Good	39.7%
4. Fair	6.4%
5. Poor	1.3%
No Answer	1.3%
Total	100.0%



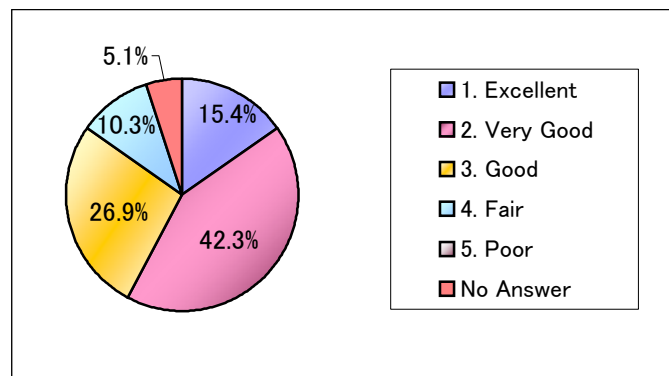
## Q3. 質疑応答について

Item	%
1. Excellent	3.8%
2. Very Good	30.8%
3. Good	34.6%
4. Fair	15.4%
5. Poor	6.4%
No Answer	9.0%
Total	100.0%



## Q4. 会場、開催時間などのロジスティックについて

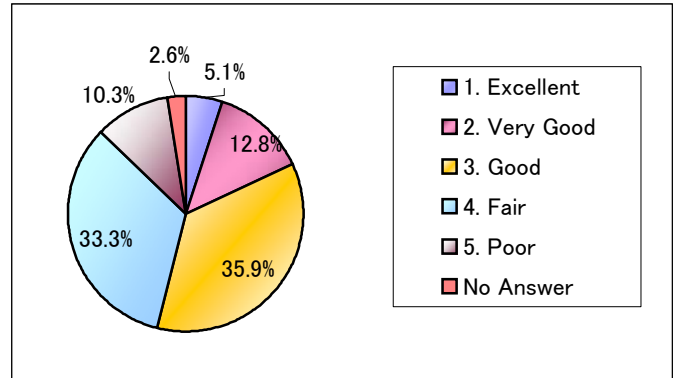
Item	%
1. Excellent	15.4%
2. Very Good	42.3%
3. Good	26.9%
4. Fair	10.3%
5. Poor	0.0%
No Answer	5.1%
Total	100.0%



Questionnaire Result

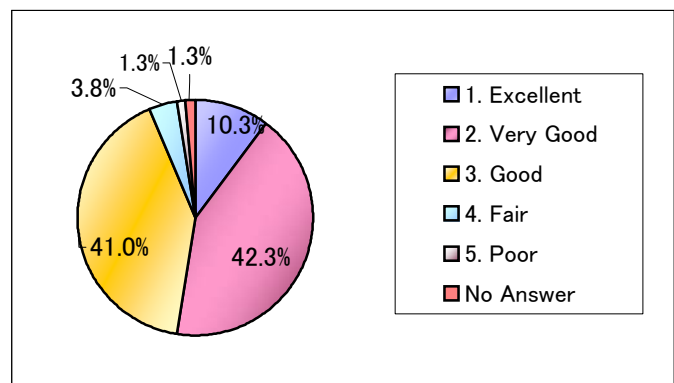
Q5. 配布資料について

Item	%
1. Excellent	5.1%
2. Very Good	12.8%
3. Good	35.9%
4. Fair	33.3%
5. Poor	10.3%
No Answer	2.6%
Total	100.0%



Q6. 告知方法・内容について

Item	%
1. Excellent	10.3%
2. Very Good	42.3%
3. Good	41.0%
4. Fair	3.8%
5. Poor	1.3%
No Answer	1.3%
Total	100.0%



Q7. 今回のシンポジウムを何で知りましたか？

Item	%
From the symposium's official website	14.1%
From PMDA's website	27.3%
From publicity posters	1.0%
From a direct mail	5.1%
From other websites	3.0%
From Advertisement on industry journals	1.0%
Through a friend	8.1%
Recommended by supervisor/colleague	33.3%
Other	7.1%
Total	100.0%