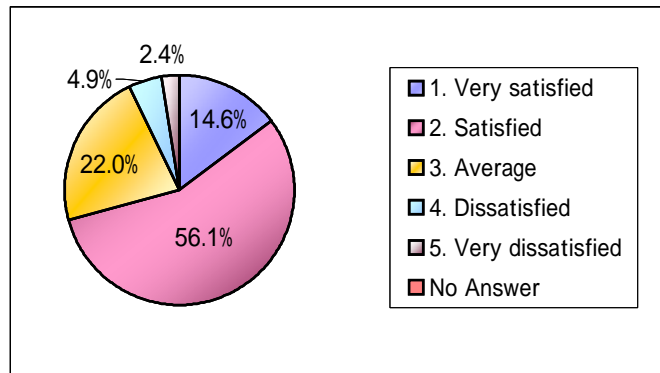


Questionnaire Results

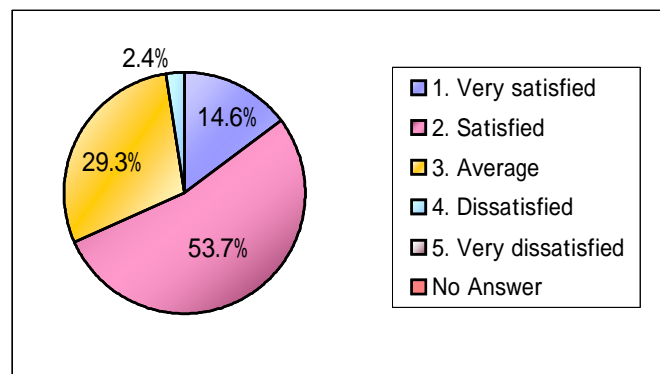
Q1. Logistics such as site arrangement and time schedule

Item	%
1. Very satisfied	14.6%
2. Satisfied	56.1%
3. Average	22.0%
4. Dissatisfied	4.9%
5. Very dissatisfied	2.4%
No Answer	0.0%
Total	100.0%



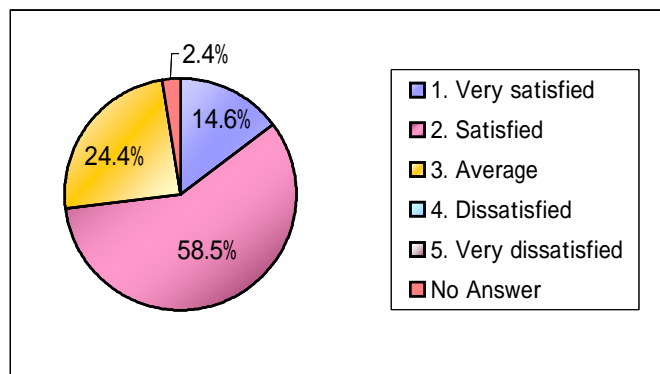
Q2. Speeches/Presentations

Item	%
1. Very satisfied	14.6%
2. Satisfied	53.7%
3. Average	29.3%
4. Dissatisfied	2.4%
5. Very dissatisfied	0.0%
No Answer	0.0%
Total	100.0%



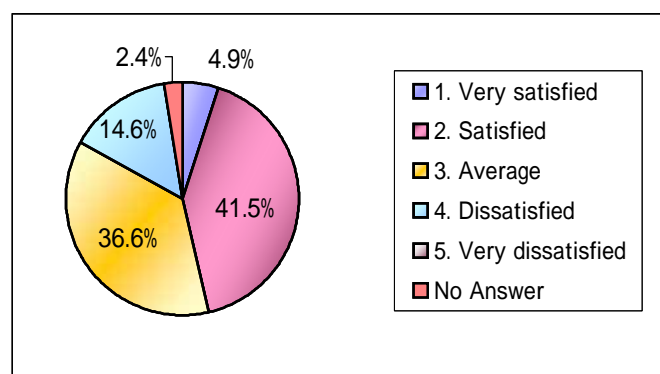
Q3. Proceedings of the symposium

Item	%
1. Very satisfied	14.6%
2. Satisfied	58.5%
3. Average	24.4%
4. Dissatisfied	0.0%
5. Very dissatisfied	0.0%
No Answer	2.4%
Total	100.0%



Q4. Q & A

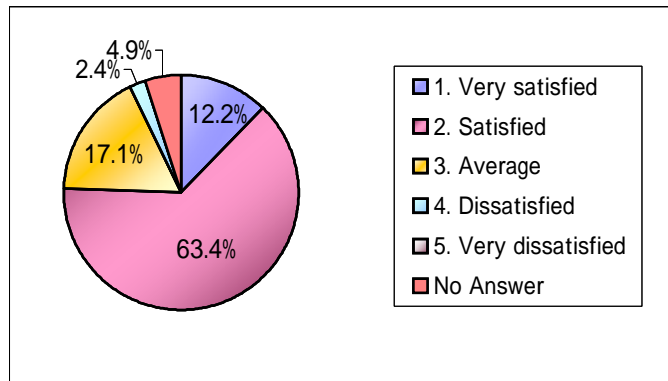
Item	%
1. Very satisfied	4.9%
2. Satisfied	41.5%
3. Average	36.6%
4. Dissatisfied	14.6%
5. Very dissatisfied	0.0%
No Answer	2.4%
Total	100.0%



Questionnaire Result

Q5. Documents distributed

Item	%
1. Very satisfied	12.2%
2. Satisfied	63.4%
3. Average	17.1%
4. Dissatisfied	2.4%
5. Very dissatisfied	0.0%
No Answer	4.9%
Total	100.0%



Q6. Announcement of the symposium

Item	%
1. Comprehensible	41.5%
2. Average	46.3%
3. Confusing	7.3%
No Answer	4.9%
Total	100.0%

